



# Macrophyllum

MAY 2011

MEETING STARTS EARLIER THIS MONTH

Newsletter of the  
**Siuslaw Chapter**  
**American Rhododendron Society**  
Post Office Box 1701  
Florence, OR 97439-0111

**WEBSITE:** <http://www.siuslawars.org>

Paul Wilson, Webmaster- (541) 902-9780, [rhodylover@mac.com](mailto:rhodylover@mac.com)

## UPCOMING Chapter Events

**Meeting Topic- PLANT AUCTION!** Your donated plants for this event are really appreciated. **Chapter Meeting** – This month's meeting will be on Tuesday, May 17 at **6:00 pm** and the auction will begin about 6:30. Meet at the Presbyterian Church, 3996 Hwy 101 N in Florence. Dinner before the meeting will be held at Three Rivers Casino. You will need to contact Rosemary Rebello (541) 997-6167 or [tonyroosemary@charter.net](mailto:tonyroosemary@charter.net) for reservations.

**Gallagher Park Work Party** – Wednesday May 18 from 10:00 a.m. to 12:00 noon. The park is at the corner of Spruce and Hwy 126. Gene Cockeram- City Park Commissioner. [flowerman@q.com](mailto:flowerman@q.com)

**Cookie Team-** Sylvia Smith, Debbie Peterson, Connie Rosenbalm, Jenny Velinty

**Florence Rhododendron Festival and Plant Show-** Sign up to volunteer at the flower show which will be held May 21/22 at the FEC. The chapter needs everyone's help.

**Annual Rhody Chapter Meeting/Picnic-** June 5 at Honeyman State Park Yurt. See ad below.

**August Chapter Picnic-** August 7 at Honeyman State Park Yurt. See ad below.

**Thank you** to Linda Swarz for donating 6 truss carriers to the chapter. If you would like to buy one, see Bill Hennig at the meeting and bring your \$10.00 for this great buy.

### **JUNE 2011 PICNIC**

Our Annual June Picnic will be held on Sunday, June 5 at the same great spot, Honeyman State Park Yurt.

This is the month for the year end chapter business meeting and a new slate of officers will be presented; any board members finishing their term(s) will be announced. Nominees will be discussed.

What to bring:

1. A table setting for yourself and guest (plate, silverware, napkin, drinking cup)
2. Your favorite beverage(s)
3. Plant or other garden gift for the "gift game" (if you want to participate); see game rules below.

4. Meal item- you can bring a hot dish, dessert or salad

Other business at the picnic will be the election of officers for the 2010-11 chapter year.

### **AUGUST 2011 PICNIC**

Same setup (except for year-end business meeting) as the June Picnic and the date is Sunday, August 7.

### **THE NAME OF THE GAME IS.... HAVING FUN AT OUR PICNICS!**

The "game" instructions go like this.....If you bring a plant or "something" to add to the game, you're in. Mike and Jim often bring extra so "forgetters" can still play. Tickets are handed out with the other half of the ticket going into a hat. The numbers are called randomly.

The person with the first number called goes out to the circle of items and chooses one to stand behind. The person with the second ticket called has the choice of "stealing" the first one's item or choosing any of the remaining items. This goes on with each additional number called.

Now when a plant is "stolen" the victim has 30 seconds to find a new item. This means anyone being bumped has to hustle to another plant if they intend to steal. When the time runs out, the last person without an item must choose something that no one is behind.

When all numbers have been called the first number has the option to keep his item or "steal" since he never got the opportunity to do that. Sometimes the game goes fast with little stealing and sometimes the game takes a long time with everyone stealing!!!

Everyone has fun! We hope you will join us at the summer picnic at Honeyman Park.

## TRIP TIME! Y'all Ready For The MASTERS?

So, you think the Masters has nothing to do with Rhododendrons... well, the whole course is filled with Azaleas! Practice your drawl and put on your snazzy southern dress or slacks... we're heading south to recap your editor's trip this spring to North Carolina, South Carolina, Georgia, and Tennessee. *Y'all ready, sugah?*



16<sup>th</sup> Green Masters Practice Session

Our trip started in Aiken, South Carolina. My brother-in-law lives there with his wife and their 20-something son is the new golf director at Mount Pleasant Golf Course nearby. They've been entering the MASTERS golf lottery for about 7 years and finally got tickets for the 2011 practice sessions. As you golfers know, the practice days were Monday-Wednesday and then the tournament began on Thursday-Sunday at the award-winning Augusta, Georgia course. We all grabbed our tickets and drove to Augusta on Tuesday.

Since I'm not a golfer, I took my trusty camera... bound and determined to get some photos of

the beautiful azaleas I'd seen in previous years on TV. The weather has been crazy in Georgia, too, so the bushes were not in full bloom and many not blooming at all. My sister-in-law shared with me that she had learned that the grounds crew put down heated ground coverings among the plantings on the course to encourage the plants to bloom faster in years when the weather is not cooperating! I imagined giant heating pads under the mulch... well, that's really what they do!

I have never seen such brilliant green grass and so many lovely blooming Dogwood trees among the many deciduous forested areas through which the course weaves. And that is just on a practice day!




One of the bridges and forest areas on the course



Blooming Azaleas along a greenway


My sister-in-law's garden was almost in full bloom so I had to show you what a lovely job she has done adding azaleas to her forested golf course home in Aiken.




Along the driveway by their home

We stayed a week and each day the plants became more colorful as the blooms opened to maturity.

We left Aiken and continued on to Savannah, Georgia, spending a full day wandering about the historic city area. Every few blocks there were little shady block wide parks with pathways and a statue of some important historical figure. The Dogwoods were in full bloom among HUGE Oak trees that had not leafed out yet. It was a striking contrast to the large Azalea bushes tucked here and there among the trees.



My Brother-in-law's Aiken home



My husband taking a photo in one of the little parks in Savannah.

We traveled on through Macon, Chattanooga, Mt. Juliet and Ashville with side trips to Ninety-Six Battleground, Chicamauga National Military Park, Falls Creek Falls State Park, the Corvette Museum, The Scopes Trial Museum in Dayton, the Railroad Museum, the Big House (home of the Allman Brothers Band 1970-73), the Tennessee Aquarium and Butterfly House.... along with many other fun stops! Whew, 17 days of dodging hail storms and tornados... are we having fun yet?! We even attended a Polo match! Last, but the best visually, was our day at the Biltmore Estate. Talk about stunning landscaping! The azaleas were in full bloom but the rhododendrons were not quite out yet.

Another amazing stop was the Great Smokey Mountain National Park. We drove the road that cuts the park in half north to south, driving through miles and miles of deciduous forests not leafed out yet, but covered with moss. The understory was a dense blanket of rhododendrons that you would not have been able to hike through they were so thick. I was amazed... it was even denser than our coastal rhododendrons here in Florence. It must be a stunning sight when they all bloom.



Great Smokey Mountain National Park



Beautiful Biltmore Dogwood



The beginning of the Biltmore Garden Walk

I could fill up twenty pages of photos about all the interesting places we visited and all the beautiful country we drove through. Taking a trip in our country is a good way of seeing all the diversity of peoples and plant life. Everyone was friendly and so many people were enjoying the same spots we did. Historical parks and battlegrounds dot the southern states and gave us a very personal perspective of the Revolutionary and Civil Wars in which our ancestors fought.

Below you will see a photo of Rosebay (*R. maximum*), which blankets most of the Great Smokey Mountain National Park forest understory. *R. catawbiense* is also a major form of the species in the same area of the country. To learn more about this species visit these websites-

<http://www.rosebay.org/chapterweb/speccat.htm>

<http://www.rosebay.org/chapterweb/specmax.htm>



*R. Catawbiense* (Rosebay)



The bulbs in the Biltmore garden

## Farewell friends...

As many of you know, this is my last season as your editor. My last publication will be the June summer supplement in June that will update you about the summer picnic and any other information your board needs to convey about the coming chapter year starting in September 2011. It has been a pleasure knowing you and thanks for letting me into your home each month!

I leave you with a special photo from my sister-in-law's garden; a deciduous azalea I especially enjoy. It is *R. calendulaceum* (flame azalea). Her plant was young and beginning to bloom when we left Aiken, SC. Though the photo isn't that good, you get the idea that it was going to be beautiful in full bloom. For more info about this species (and see a much better photo) you can visit our national rhododendron website through this link-

[http://www.rhododendron.org/descriptionS\\_new.asp?ID=216](http://www.rhododendron.org/descriptionS_new.asp?ID=216)



Best Wishes to all, Merilee Mulvey

## Chapter Contacts

**President:** Bill Hennig  
(541) 997-2489  
[just1more@q.com](mailto:just1more@q.com)

**Vice President:** Dan Bones  
(541) 999-4614

**Secretary:** Judy Johnson  
(541) 997-4203  
[billnjudy4@charter.net](mailto:billnjudy4@charter.net)

**Treasurer:** Nancy Fullmer  
(541) 997-7579  
[nfullmer05@msn.com](mailto:nfullmer05@msn.com)

**Board Members:**  
Mike Bones- Past President  
(541) 997-3082  
[rhodies@charter.net](mailto:rhodies@charter.net)  
Merilee Mulvey  
(541) 997-8025  
[gmmulvey@oregonfast.net](mailto:gmmulvey@oregonfast.net)  
Sandi Hennig  
(541) 997-2489  
[flendish@q.com](mailto:flendish@q.com)  
Sharon Samuelson  
(541) 902-1954  
[cvsams@msn.com](mailto:cvsams@msn.com)

**Book Chairperson:**  
Ron Sjogren  
(541) 997-1957

**Newsletter Editor & Distribution:**  
Merilee Mulvey  
(541) 997-8025  
[gmmulvey@oregonfast.net](mailto:gmmulvey@oregonfast.net)

**Membership; Hospitality:**  
Sandi Hennig  
(541) 997-2489  
[flendish@q.com](mailto:flendish@q.com)

**Show Chairman:**  
Chapter Board- early show  
Mike Bones- late show

**Historian:**  
Debbie Drefchinski  
(541) 997-8376  
[debnannie@q.com](mailto:debnannie@q.com)

**Publicity:**  
Jenny Velinty  
(541) 997-7573  
[jenvel@harborside.com](mailto:jenvel@harborside.com)

**Store (clothing):**  
Cheryl Prchal  
(541) 902-7637  
[rhodyholic@msn.com](mailto:rhodyholic@msn.com)

Articles in this newsletter may be copied for use in other ARS rhododendron periodicals provided credit is given to the author of the article and that it was reprinted from our Siuslaw Chapter Newsletter, month and year of the issue.

### Siuslaw Chapter ARS Mission Statement

The Mission of the Siuslaw Chapter of the American Rhododendron Society is to promote the genus Rhododendron by:

- Creating enthusiasm for the genus Rhododendron through meetings, shows, publications, and social activities that provide the opportunities for members to share experiences and build friendships.
- Providing educational opportunities to successfully grow and enjoy these wonderful plants.
- Encouraging propagation and hybridizing of species and hybrid rhododendrons.
- Furthering the planting and use of rhododendrons and azaleas in home, business, and public landscapes.
- Advocating the conservation and preservation of superior plants of our native Rhododendrons and their habitat along the Oregon Coast.
- Advancing and supporting the mission of the American Rhododendron Society.